



4 OLD PARK ROAD

SHIREHAMPTON
BS11 9PW

4 OLD PARK ROAD

SHIREHAMPTON BS11 9PW

LOCATION

The house is located on a popular road in Shirehampton and offers a great balance between its village location and its convenience to the motorway network as well as by road or rail into the city or to Cribbs Causeway with a bus stop close at hand. Shirehampton village itself has a busy high street offering a wide selection of independent shops, the newly opened but highly regarded Ruby Jeans coffee shop, Co-op supermarket, Post Office, and pubs amongst many others. A short drive away is Westbury on Trym also offering shops and amenities with its several pubs and restaurants. For those who love the outdoors, Shirehampton is in a great position, close to the expansive Blaise Castle Estate and Kings Weston Estate as well as boasting several paths along the River Avon, ideal for dog walkers, runners and off-road cyclists.

SUMMARY

A well-presented two-bedroom detached bungalow, offered to the market with No onward chain, making it an ideal purchase for those looking for a smooth and straightforward move.

This charming home features a bright and spacious living area, a well-appointed kitchen, and two generously sized bedrooms, all thoughtfully arranged on one level for comfortable living. The property also benefits from a family bathroom and ample storage throughout.

Externally, the bungalow truly stands out with its attractive wrap-around gardens, providing plenty of outdoor space for relaxing, entertaining, or gardening enthusiasts. There is also off-road parking and a garage, offering convenience and additional storage.

Situated in a desirable location, this property combines privacy with practicality and is perfect for downsizers, small families, or those seeking single-storey living.

ACCOMMODATION

Please see floor plan for measurements


GARDENS

A corner plot with a large wrap-around garden offers a rare blend of space, privacy, and curb appeal. Positioned at the end of the street, the property benefits from additional frontage and a more open aspect, allowing natural light to flow in from multiple directions. The expansive wrap-around garden creates a sense of seclusion, ideal for outdoor entertaining, family activities, or simply enjoying a peaceful setting. With generous landscaped zones, and room for extension (subject to planning), this type of plot is highly versatile.

PARKING

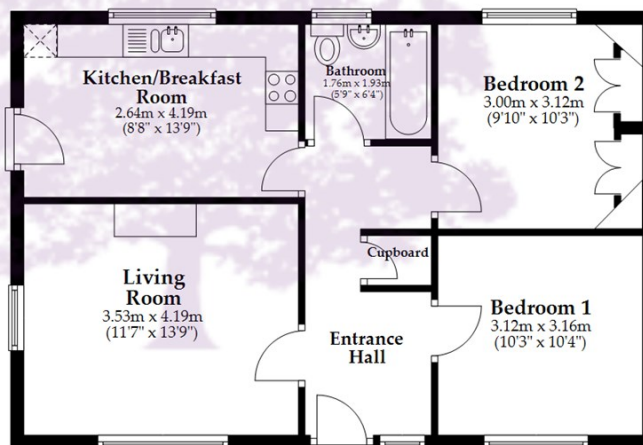
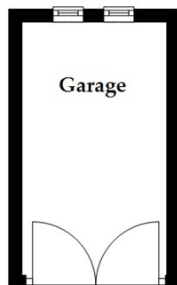
The property further benefits from ample parking for several vehicles, making it ideal for families or those who frequently host guests. A detached garage provides secure storage or potential for a workshop, while the generous driveway ensures convenient off-road parking without compromising the garden space.







Ground Floor
Approx. 67.7 sq. metres (728.9 sq. feet)



Total area: approx. 67.7 sq. metres (728.9 sq. feet)

Whilst every attempt has been made to ensure accuracy of the floor plan all measurements are approximate and no responsibility is taken for any error, omission or measurement.

**GOODMAN & LILLEY
BRANCH NETWORK**

HENLEAZE

156 Henleaze Road
Henleaze
BS9 4NB
0117 213 0777
henleaze@goodmanlilley.co.uk

SHIREHAMPTON

9 HIGH STREET
SHIREHAMPTON
BS11 0DT
0117 213 0333

PORTISHEAD

Rembrandt House
36 High Street
Portishead
BS20 6EN
01275 430440
sales@goodmanlilley.co.uk

SHIRE@GOODMANLILLEY.CO.UK

LETTINGS

01275 299010
LETTINGS@GOODMANLILLEY.CO.UK

CLEVEDON

28 Hill Road
Clevedon
BS21 7PH
01275 403 660
clevedon@goodmanlilley.co.uk

LAND & NEW HOMES

0117 213 0151
LNH@GOODMANLILLEY.CO.UK

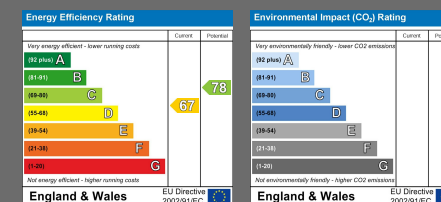
2 BEDROOMS
TENURE - FREEHOLD

1 RECEPTION ROOMS
IN ALL SQ.FT

1 BATHROOMS
COUNCIL TAX BAND - A

- Detached bungalow with no onward chain
- Off-road parking plus a garage
- Beautifully presented throughout
- Conveniently located close to local amenities

- Wrap-around gardens offering privacy and outdoor space
- Two spacious double bedrooms
- Bright and well-maintained living areas
- Ideal for downsizers, first-time buyers, or investors



Opening hours vary slightly in each office
Mon to Fri - Usually 9am till 6pm
Saturday 9.00am-4.00pm